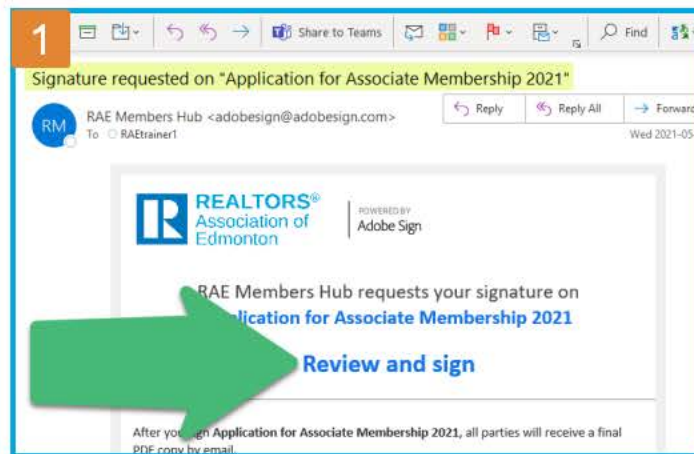
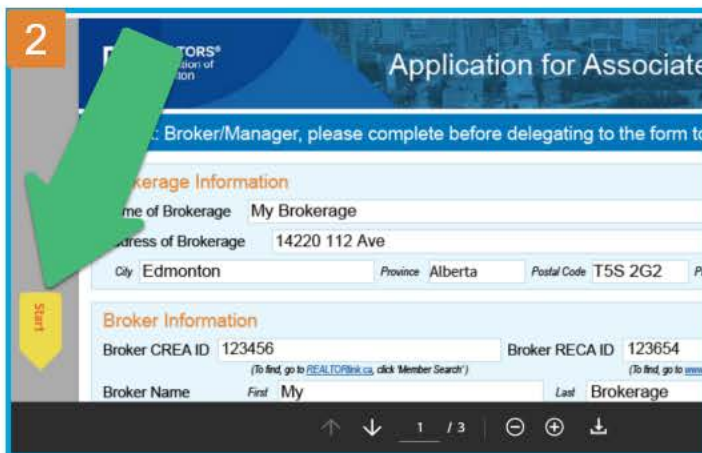


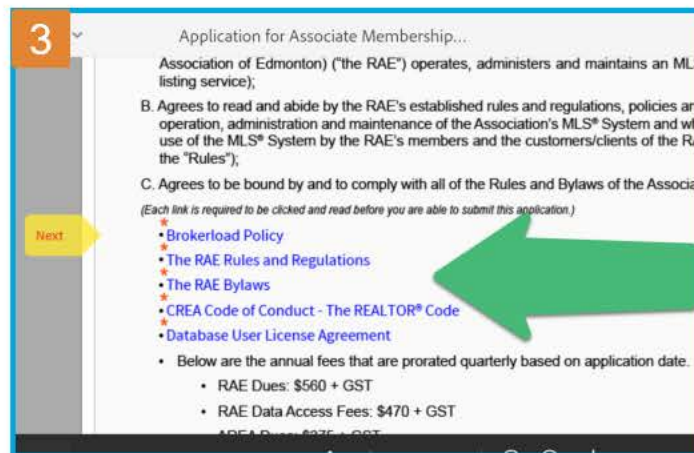
# How to complete your Membership Application



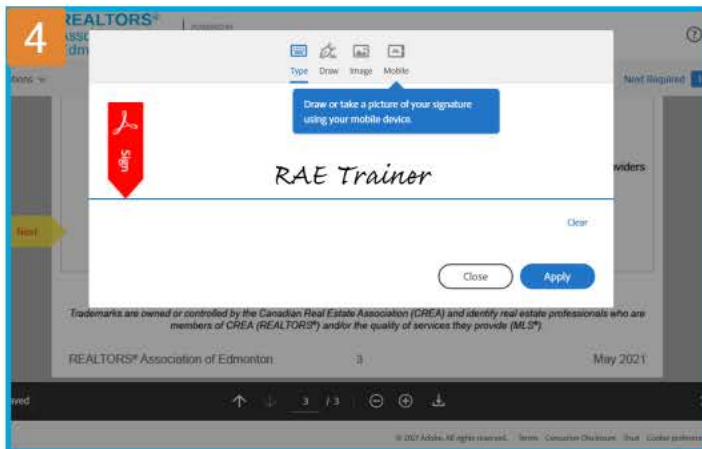
1 Once your broker has signed the application, you will receive an email with the subject line 'Signature Requested on Application for Membership 2021.' Click **Review and sign** to begin.



2 The form opens in a new browser window. Click **Start** to go to your section of the form to fill. Follow the on-screen instructions to complete the form.



3 Each link is required to be clicked and read before you can sign and submit the application.



4 To sign, click the signature box. Type your name into the field. Choose how to enter your signature. Click **Apply** to place your signature in the signature field and return to the document.



5 Once all of the required fields are completed, click the **Click to sign** button at the bottom of the window (you can't miss it). You will receive an email with the completed form.

For assistance, please contact the Members Services Hub at (780)453-9393 or [membershub@therae.com](mailto:membershub@therae.com)

